



Turtle Island News

# Christmas

Carols & Cookies 2017

Merry Christmas!

lotshennónnia ki Ratonniá:ne!





## Winegard Ford

140 Argyle Street South  
Caledonia, ON N3W1E5

905-765-4444

[www.winegardford.com](http://www.winegardford.com)

Family Owned and Operated since 1946

### HAPPY HOLIDAYS!



# Turtle Island News Christmas Carols & Cookies

## Christmas Carols

Rocking around the Christmas Tree .....	5
Joy to the World .....	7
Jingle Bells .....	9
Let it Snow .....	10
Silent Night .....	11
Here comes Santa Claus .....	13
Have Yourself a Merry Little Christmas.....	15
A Holly Jolly Christmas.....	17
Frosty the Snowman.....	19

## Poem

Twas the Night Before Christmas.....	21
--------------------------------------	----

## Recipes

Cupcake Christmas Tree.....	4
No:ia Cookies and Indian Donut Dolls .....	6
Easy Christmas Shortbread .....	8
Mini Santa Cheesecakes .....	12
Coconut Macaroons.....	16
Snowman Marshmallow Pops .....	18

## 5th Annual Christmas Songbooks

are available from Turtle Island News  
 2208 Chiefswood Rd, Ohsweken  
 Ontario N0A 1M0  
 Phone: 519.445.0868



*Great Gift ideas* **MIDDLEPORT CIGARS** *for every occasion!*

**Cubita**

**DROP BY AND PICK UP SOMETHING TODAY**

**1110 HWY 54, MIDDLEPORT PLAZA 519.756.1447** VISIT US ON FOR COMING EVENTS



# Cupcake Christmas Tree

This cupcake Christmas tree is a really great and easy idea for a kids' Christmas bake-athon and the results would be a perfect treat to take to school or pre-school for the last day of term.

serves: 12 | prep: 0:20 | cook 0:20

## ingredients

- 1 x batch quick chocolate cupcakes
- 1 x batch buttercream icing
- green food colouring
- 2 tbsp cocoa powder
- Smarties (to decorate)



## Directions

1. Make cupcakes and icing and keep about 3 tbsp of the buttercream separate and colour the remaining icing green. Ice 10 cupcakes with the green buttercream then decorate nine of these with smarties, keeping one green cupcake aside.
2. Mix a little cocoa powder into the remaining buttercream or until desired chocolate colour is achieved then ice the remaining two cupcakes before decorating with brown Smarties.
3. For the star on top; you can either ice a star-shape onto your remaining green cupcake, or top with a star-shaped cookie as we have. Top this with a little green icing and one pretty red Smartie.
4. Arrange the cupcakes into a tree shape then finish with the two brown cupcakes and you're done!

## Notes

- You could totally cheat and buy muffins for this recipe if you need something in a hurry for a party.
- You can use Smarties in this recipe or you could also use M&M's.

*We are in the holiday spirit!*



**Chambers & Friends**

Along with some very talented family and friends, the maple shop has become a Christmas Wonderland offering giftware, wood crafted pieces, artworks, and Maple, Maple, Maple.

235 Villa Nova Rd. S.  
519.443.8501



**Grand River Post Secondary Education Office**


**Board & Staff**

*Send our warmest wishes during the holiday season!*


Box 339, Ohsweken, ON N0A 1M0 Tel: (519) 445-2219



# Rockin' Around the Christmas Tree





**Rocking around the Christmas Tree**  
at the Christmas party hop  
Mistletoe hung where you can see  
Ev'ry couple tries to stop



You will get a sentimental feeling When you hear voices singing  
"Let's be jolly; Deck the halls with boughs of holly" Rocking around  
the Christmas Tree  
Have a happy holiday  
Everyone's dancing merrily  
In a new old fashioned way

**Rocking around the Christmas Tree**  
Let the Christmas Spirit ring  
Later we'll have some pumpkin pie  
and we'll do some caroling



You will get a sentimental feeling When you hear voices singing  
"Let's be jolly; Deck the halls with boughs of holly"  
**Rocking around the Christmas Tree**  
Have a happy holiday  
Everyone's dancing merrily  
In a new old fashioned way



The students and staff of  
**ASSUMPTION COLLEGE SCHOOL**  
and **ST. MARY CATHOLIC**  
**LEARNING CENTRE**  
wish you and your family a very  
Merry Christmas.

Brant Haldimand Norfolk Catholic District School Board



# Jo:to>go:wah | Tsi lothorha

No:ia is the Haudenosaunee starting a new year by turning over the old ashes. It is a time of renewal and commitment to uphold the ceremonies. The day starts with children, and adults, celebrating No:ia, Jan 1st (New Year's Day) by going door to door and yelling "No:ia". Residents treat the children to freshly baked goods (doughnuts and cookies), fruit, nuts and candies. But only until noon then its family time.



## Indian Cookies

### Ingredients

- 4 cups white flour
- 3 tbsp baking powder
- 1 1/2 tsp salt
- 1 1/2 tbsp Cinnamon
- 1/2 tbsp Nutmeg
- 2 cups of brown sugar
- 2 cups - margarine
- 2 tbsp Vanilla
- 2 cups butter milk

### Directions

- Mix together dry ingredients: flour, baking powder, salt, cinnamon, and nutmeg in a bowl.
- Mix together sugar, butter/margarine, vanilla and buttermilk in separate bowl.
- Mix together. Roll out to 1/4 thick.
- Cut circles and place on cookie sheet.
- Bake at 350° for 10-15 minutes or until golden brown.
- Makes 8 dozen.

## Indian Doughnut Dolls



### Ingredients

- 1 cup of white sugar
- 2 eggs
- 1 cup of butter milk
- 1/4 tsp of nutmeg
- 1/4 tsp cinnamon
- 1 tsp salt
- 1/2 tsp vanilla
- 2 cups of flour
- 2 tbsp butter
- 3 tsp baking powder

### Directions

- Cream together sugar and shortening. Add eggs and blend well.
- In a separate bowl sift together flour, baking powder, baking soda, salt, nutmeg, and cinnamon. Add dry ingredients alternately with milk and sugar and shortening mixture. Pour onto floured area and blend until able to cut with a donut cutter.
- Cook in hot oil.

Season's Greetings



**KANATA FUELS**

892 Highway 54, Ohsweken, Ontario  
519.753.3835



**ELI'S GUNS & ARCHERY**

DAN NAGY (EST. 1920) LEIGH NAGY

316 Queensway West, Highway #3  
Simcoe, Ontario N3Y 2N1  
(519) 426-9042 www.elisguns.com

Let it snow, let it snow, let it snow.



# Joy to the World

Joy to the World

Joy to The world! the Lord is come

Let earth receive her King

Let ev'ry heart prepare him room

And heaven and nature sing

And heaven and nature sing

And heaven and nature sing

Joy to the world! the Savior reigns

Let men their songs employ

While fields and floods, rocks, hills and plains

Repeat the sounding joy

Repeat the sounding joy

Repeat the sounding joy


He rules the world with truth and grace

And makes the nations prove The glories of His righteousness

And wonders of His love

And wonders of His love

And wonder wonders of His love



**BOYLE**  
PLUMBING & HEATING  
Co. Ltd.  
Est. 1971  
AND MECHANICAL SERVICES

**Merry Christmas from Our Family to  
Yours and All the Best for 2018**

**GIFT CERTIFICATES AVAILABLE**

**519-753-6363**

118 Cockshutt Road, Brantford  
boyleplumbheat@silomail.com [www.boyleplumbingheating.ca](http://www.boyleplumbingheating.ca)



**Merry Christmas**  
Sending You Greetings  
During This Season  
of Hope & Giving

**Dave Levac, M.P.P., Brant**  
Constituency office: 96 Nelson Street, Unit 101, Brantford Tel: 519.7590.361  
[www.davelevac.on.ca](http://www.davelevac.on.ca)



# Easy Christmas Shortbread

## Shortbread

Shortbread is a biscuit traditionally made from one part white sugar, two parts butter, and three parts flour. Other ingredients like ground rice or cornflour are sometimes added to alter the texture. Modern recipes also often deviate from the original by splitting the sugar into equal parts granulated and icing sugar and many add a portion of salt.

## Easy Christmas shortbread

This simple shortbread recipe is as buttery and melt-in-the-mouth as any fancy traditional recipe. Whip up a batch and wrap them up for Christmas!

makes: 24 | prep: 0:10 | cook 0:35

## Ingredients

- 125 g caster sugar
- 125 g cornflour
- 2 cups plain flour
- 250 g butter

## How to make easy Christmas shortbread

1. Preheat the oven to 170 °C.
2. Mix all the dry ingredients in a bowl. Add the melted butter and stir until it's all combined.
3. Line a 28cm x 18cm lamination tin with baking paper and press the mixture in.
4. Bake at 170 °c for 30 minutes.
5. Remove from oven, cut into 24 squares, sprinkle evenly with caster sugar and prick each piece with a fork.
6. Return to oven for 15 minutes. Cool in tin.

This easy shortbread is just as buttery and melt-in-the-mouth as any other shortbread recipe.

## notes

- Don't skip the final step of cutting and returning to oven.



Wishing and singing you  
the Best of the Season



Westdale  
905.522.3300

Dundas  
905.648.2200

[www.judymarsales.com](http://www.judymarsales.com)

Locke Street  
905.529.3300

Ancaster  
905.648.6800

© 1988





# Jingle Bells

Dashing through the snow  
On a one horse open sleigh  
O'er the fields we go,  
Laughing all the way  
Bells on bob tail ring,  
making spirits bright  
What fun it is to laugh  
and sing  
A sleighing song tonight

Oh, jingle bells, jingle bells  
Jingle all the way  
Oh, what fun it is to ride  
In a one horse open sleigh  
Jingle bells, jingle bells  
Jingle all the way  
Oh, what fun it is to ride  
In a one horse open sleigh

A day or two ago,  
I thought I'd take a ride,  
And soon Miss Fanny Bright  
Was seated by my side;

The horse was lean and lank  
Misfortune seemed his lot  
We got into a drifted bank,  
And then we got upsot.

Oh, jingle bells, jingle bells  
Jingle all the way  
Oh, what fun it is to ride  
In a one horse open sleigh  
Jingle bells, jingle bells  
Jingle all the way  
Oh, what fun it is to ride  
In a one horse open sleigh

Jingle Bells, Jingle Bells,  
Jingle all the way!  
Oh, What fun it is to ride  
In a one horse open sleigh.  
Jingle Bells, Jingle Bells,  
Jingle all the way!  
Oh, What fun it is to ride  
In a one horse open sleigh.

Now the ground is white  
Go it while you're young  
Take the girls tonight  
And sing this sleighing song  
Just get a bob tailed bay  
two-forty as his speed  
Hitch him to an open sleigh  
And crack! you'll take the  
lead

Jingle Bells, Jingle Bells,  
Jingle all the way!  
Oh, What fun it is to ride  
In a one horse open sleigh.  
Jingle Bells, Jingle Bells,  
Jingle all the way!  
Oh, What fun it is to ride  
In a one horse open sleigh.



*W*ishing Everyone a Safe and  
Happy Holiday Season!  
**MIKE'S**  
Driving School  
Serving the Brantford Community  
Successfully For Over 20 Years Call 519 751-MIKE



**Millards**  
Chartered Professional Accountants  
*Best Wishes for the Holiday Season  
and a Happy New Year!*  
HAGERSVILLE 905 768 5883 BRANTFORD 519 759 3511  
[www.millards.com](http://www.millards.com)





## Winegard Ford

140 Argyle Street South  
Caledonia, ON N3W1E5

905-765-4444

[www.winegardford.com](http://www.winegardford.com)

Family Owned and Operated since 1946

### HAPPY HOLIDAYS!





# Let it Snow

Oh the weather outside is frightful      When we finally kiss good night  
 But the fire is so delightful      How I'll hate going out in the storm!  
 And since we've no place to go      But if you'll really hold me tight  
**Let It Snow! Let It Snow! Let It Snow!**      All the way home I'll be warm

It doesn't show signs of stopping      The fire is slowly dying  
 And I've bought some corn for popping      And, my dear, we're still goodbying  
 The lights are turned way down low      But as long as you love me so  
**Let It Snow! Let It Snow! Let It Snow!**      **Let It Snow! Let It Snow! Let It Snow!**



**WABISA MUTUAL**  
 People Focus • Smart Coverage

SEASONS GREETINGS FROM ALL OF  
 US TO OUR MANY FRIENDS AND  
 CUSTOMERS

35 Talbot Street. E. Jarvis, ON  
 Tel: 1.800.263.7280 [www.wabisamutual.com](http://www.wabisamutual.com)

Merry  
**CHRISTMAS**  
 and best wishes for a healthy  
 & prosperous 2018.

**PHIL**   
**McCOLEMANMP**  
 BRANTFORD—BRANT

SUITE 3 108 ST. GEORGE STREET  
 BRANTFORD ON N3R 1V6  
 PHIL.MCCOLEMAN@PARL.GC.CA  
 PHILMCCOLEMANMP.CA  
 519-754-4300



*Ayé nas tsi aesatshennonnihake*  
*Best of the Holidays*



Haudenosaunee Development Institute      519.445.4222 



# Mini Santa cheesecakes

By Penny Flanagan

## How to make mini Santa cheesecakes

Mini food is ideal for the silly season. These mini Santa cheesecakes are so easy to make and even easier to eat.

They are the ideal dessert for Christmas Day.

The combination of sharp baked cheesecake, chocolate-y biscuit base and fresh zing of strawberry is so more-ish. Try stopping at one.

makes: 24 | prep: 0:30 | cook 0:20

## Ingredients

- 12 mini Oreo biscuits
- 250 g cream cheese
- 1/2 cup caster sugar
- 1 tsp vanilla essence
- 1 tbs lemon juice
- 2 eggs
- 24 fresh strawberries
- 150 ml cream
- 2 tbs icing sugar

## Directions

1. Preheat the oven to 180°C. Line a 24 cup mini muffin tin with paper cases.
2. Use an electric beater to beat the cream cheese, sugar, vanilla and lemon juice until smooth and creamy. Add the eggs, one at a time.
3. Break each mini Oreo in half and use a knife to scrape the cream filling away from the lower Oreo. Place one mini Oreo into the base of each mini muffin cup.
4. Divide the cream cheese mixture amongst the muffin cups, pouring it or spooning it over each mini Oreo.
5. Bake in the oven for 20 minutes or until slightly risen and just beginning to crack on the surface.



6. Cool completely on a wire rack and refrigerate while you make the toppings.
7. Whip the cream and icing sugar together until thick and fluffy. Prepare the strawberries by cutting off their tops (where the stalk is) to create a Santa hat shape out of each one.
8. Put the whipped cream mixture into a piping bag and pipe a generous blob onto each cooled cheesecake. Place a strawberry onto each blob, pushing it down so that the cream oozes out slightly to become the hat's fur trim.
9. Top each Santa hat with a small dab of cream for a pom pom. Dust with icing sugar just before serving.

## Notes

- Store these in the fridge so that the cream doesn't melt.
- These are also an easy sweet treat for Christmas drinks parties.

**WP FINANCIAL**  
pensions + benefits

We extend our wishes  
for good health  
and happiness  
to all at Christmas  
and for the New Year!

497 Elizabeth Street, Burlington, ON L7R 2M4 T: 1.888.899.6956 E: wp@wpfinancial.ca

Happy Holidays from Management and Staff

**CALEDONIA  
AUTO SUPPLY**

FOR ALL YOUR AUTOMOTIVE NEEDS!


**Auto Value**  
Parts Stores

Caledonia Auto Supply  
123 Greens Road, Caledonia ON  
905.765.5880 www.caledoniaautosupply.com

Like us on  
facebook



# Here comes Santa Claus



Here comes Santa Claus, Here comes Santa Claus,  
here comes Santa Claus, here comes Santa Claus,  
Right down Santa Claus lane Right down Santa Claus lane  
Vixen and Blitzen and all his reindeer He doesn't care if you're rich or poor  
Pullin' on the reins He loves you just the same  
Bells are ringin', children singin' Santa Claus knows we're all  
All is merry and bright Gods children  
Hang your stockings and say That makes everything right  
your prayers So fill your hearts with Christmas cheer  
'Cause Santa Claus comes tonight! 'Cause Santa Claus comes tonight!



Here comes Santa Claus, Here comes Santa Claus,  
here comes Santa Claus, here comes Santa Claus,  
Right down Santa Claus lane Right down Santa Claus lane  
He's got a bag that's filled with toys He'll come around when the  
For boys and girls again chimes ring out  
Hear those sleigh bells jingle jangle, That it's Christmas morn again  
Oh what a beautiful sight Peace on earth will come to all  
So jump in bed and cover your head If we just follow the light  
'Cause Santa Claus comes tonight! **So lets give thanks to the lord above**  
**That Santa Claus comes tonight!**



For upcoming programs call or  
visit our website:  
519-445-0023 | [snpolytechnic.com](http://snpolytechnic.com)



**HAPPY HOLIDAYS**  
**FROM SNP**






Six Nations Best Burger

Celebrate the  
Christmas Season

- Give the Gift of -  
All Day Breakfast



## Burger Barn

3000 Fourth Line, Ohswegen ON

Open Daily: 8am - 9pm

519.445.0088

- All Day Breakfast
- 25 Huge Burger Platters
- Fresh Salads • Yummy Desserts
- **Gift Certificates Available!**

[www.burgerbarn.ca](http://www.burgerbarn.ca) Visit us on



Visit **Burger Barn Express**

Same great taste - different place! TAKE OUT ONLY

519.445.2518 • 7135 Townline Road, Six Nations





# *Have Yourself a Merry Little Christmas*

Have yourself a merry little Christmas

Let your heart be light

From now on

our troubles will be out of sight

Have yourself a merry little Christmas

Make the Yule-tide gay

From now on

our troubles will be miles away

Here we are as in olden days

happy golden days of yore

Faithful friends who are dear to us

gather near to us once more

Through the years we all will be together

If the Fates allow

Hang a shining star upon the highest bough

And have yourself a merry little Christmas now

*Feel the  
holiday magic!*



Six Nations  
Natural Gas

1953 Fourth Line, P.O. Box 300, Ohsweken, ON N0A 1M0 • 519.445.4213



# Coconut Macaroons

Tasty and very simple to make.

## Ingredients

25 m / 12 servings / 287 cal

- 2/3 cup all-purpose flour
- 5 1/2 cups flaked coconut
- 1/4 teaspoon salt
- 1 (14 ounce) can sweetened condensed milk
- 2 teaspoons vanilla extract
- Add all ingredients to list



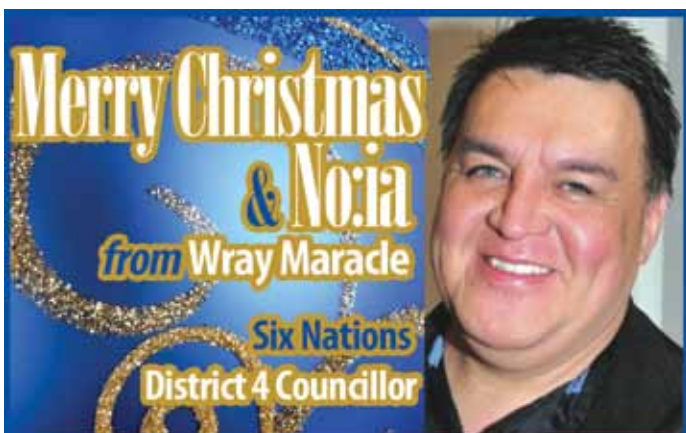
## Directions

Prep 10 m / Ready In 25 m

- Preheat oven to 350 degrees F (175° C).
- Line cookie sheets with parchment paper or aluminum foil.
- In a large bowl, stir together the flour, coconut and salt.
- Stir in the sweetened condensed milk and vanilla using your hands until well blended.
- Use an ice cream scoop to drop dough onto the prepared cookie sheets. Cookies should be about golf ball size.
- Bake for 12 -15 minutes in the preheated oven, until coconut is toasted.

## Dress up your Macaroons with Chocolate Drizzle

Melt 1 cup of unsweetened chocolate chips in your microwave. Heat for 15 seconds at a time until chips are almost completely melted, stir well. Spoon melted chocolate into a sturdy baggie, close bag top and nip bottom corner. Gently squeeze chocolate onto macaroons in a design of your choice.







# *A Holly Jolly Christmas*

Have a holly, jolly Christmas;  
It's the best time of the year  
I don't know if there'll be snow  
but have a cup of cheer

Have a holly, jolly Christmas;  
And when you walk down the street  
Say Hello to friends you know  
and everyone you meet

Oh ho  
the mistletoe  
hung where you can see;  
Somebody waits for you;  
Kiss her once for me

Have a holly jolly Christmas  
and in case you didn't hear  
Oh by golly  
have a holly  
jolly Christmas this year



## WHITE FLAME COMPANY

*Atmosphere For Your Senses*

- 
- Largest selection of Crystals & Gemstones
  - Premium Handmade Candles
  - Spiritual Workshops, Classes and Readings
  - Antiques & Jewelry
  - Lamp Berger

10 Hempstead Dr., Hamilton, ON L8W 2E7  
[www.whiteflamecompany.com](http://www.whiteflamecompany.com) 905-385-7251





# Snowman Marshmallow Pops

What could be cuter - and yummi-er - than these funny little snowman marshmallow pops? They're easy to make, and make great edible Christmas gifts for all their friends.

serves: 18 | prep: 0:20

## Ingredients

- 375g white chocolate buttons or candy melts
- 1-2 tsp vegetable oil
- 250g (2 pkts) white marshmallows
- mini M&M's and licorice strands (to decorate)
- You will also need:  
18 cake pop sticks or bamboo skewers


## Directions

1. Melt white chocolate in a heatproof bowl over a saucepan of simmering water. Once melted, stir in vegetable oil until smooth.
2. Thread three marshmallows onto each cake pop stick or skewer.
3. Dip marshmallows into melted chocolate to coat. Allow excess chocolate to drip away.
4. Before chocolate sets completely, decorate using mini M&M's for the eyes, nose and buttons, and slivers of licorice for the mouths. You can even add a set of earmuffs if you like.

## Notes

- Candy melts and sticks are available from cake decorating suppliers and kitchenware stores.
- Adding oil to the melted chocolate or candy thins it and makes it easier to dip.
- A block of florist's foam would be useful to stick the pops in and keep them upright while they set.

*This recipe was by Greer Worsley*



Christmas is about  
giving without  
expectation

and receiving without forgetting

Six Nations Educators • PSAC Local 00128



**[ FOTO SOURCE ]**  
CALEDONIA  
caledonia.fotosource.com

Photo Gifting Available Instore & Online!  
Digital Photo Frames Now Available!!  
Custom Mugs, Ornaments,  
Aprons, Shoulder Bags,  
T-shirts, Beer steins/Koozies & More

Ink Refilling Now Available  
905 765 5441



# Frosty the Snowman

Frosty the Snowman,  
was a jolly happy soul,  
With a corn cob pipe and a button  
nose, and two eyes made of coal.

Frosty the Snowman,  
is a fairytale, they say.  
He was made of snow,  
but the children know  
he came to life one day.

There must have been some  
magic in that old silk hat  
they found,

For when they placed it on his  
head, he began to dance around!

**Oh, Frosty, the Snowman, was alive as  
he could be; and the children say he  
could laugh and play, just the same  
as you and me.**

**Thumpety thump, thump, thumpety  
thump, thump, look at Frosty go.**

**Thumpety thump, thump, thumpety  
thump, thump, over the hills of snow.**

Frosty the Snowman, knew the sun  
was hot that day, so he said, "Let's  
run, and we'll have some fun now,  
before I melt away."

Down to the village, with a broom-  
stick in his hand, Running here and  
there, all around the square, sayin',  
"Catch me if you can."

He led them down the streets of  
town, right to the traffic cop; and  
only paused a moment, when he  
heard him holler, "Stop!"

For Frosty, the Snowman, had to  
hurry on his way,  
But he waved goodbye, sayin'  
"Don't cry, I'll be back again  
some day."



Seasons Greetings  
**TOMS UPHOLSTERY inc**  
206 Charing Cross Street, Brantford  
519-753-2029 [www.tomsupholstry.ca](http://www.tomsupholstry.ca)

Seasons Greetings  
from  
**ARROW EXPRESS**





*Morning breaks at the  
Peter Sutherland Sr. Generating Station.*

# Holiday Greetings. Made in Ontario.

At Ontario Power Generation, we hope you take the time over the holidays to enjoy our province's breathtaking beauty with your family and friends.

Wishing you a warm and joyous holiday season.

---

[opg.com](http://opg.com)  [@opg](https://twitter.com/opg)  [opgpics](https://www.instagram.com/opgpics)

**ONTARIO****POWER**  
GENERATION



# *Twas the Night Before Christmas*

By Clement Clark Moore

**T**was the night before  
Christmas, when all  
through the house  
Not a creature was stirring, not  
even a mouse.  
The stockings were hung by the  
chimney with care,  
In hopes that St Nicholas soon  
would be there.

The children were nestled all  
snug in their beds,  
While visions of sugar-plums  
danced in their heads.  
And mamma in her 'kerchief, and  
I in my cap,  
Had just settled our brains for a  
long winter's nap.

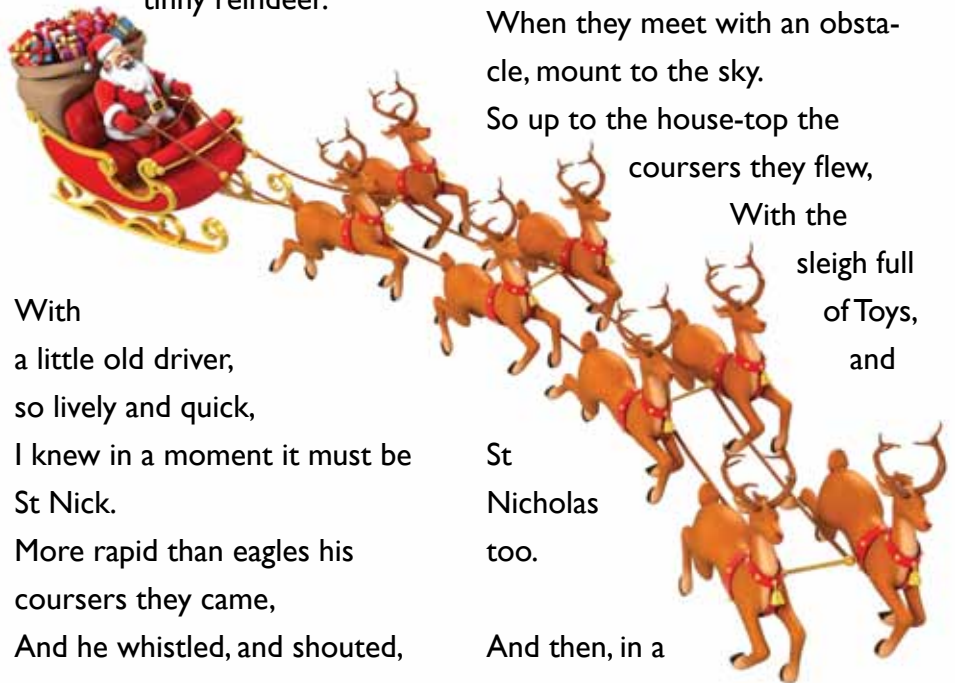
When out on the lawn there  
arose such a clatter,  
I sprang from the bed to see  
what was the matter.  
Away to the window I flew like a

flash,  
Tore open the shutters and  
threw up the sash.  
The moon on the breast of the  
newfallen snow  
Gave the lustre of mid-day to  
objects below.  
When, what to my wondering  
eyes should appear,  
But a miniature sleigh, and eight  
tinny reindeer.

With  
a little old driver,  
so lively and quick,  
I knew in a moment it must be  
St Nick.  
More rapid than eagles his  
coursers they came,  
And he whistled, and shouted,

and called them by name!  
"Now Dasher! now, Dancer! now,  
Prancer and Vixen!  
On, Comet! On, Cupid! on, on  
Donner and Blitzen!  
To the top of the porch! to the  
top of the wall!  
Now dash away! Dash away!  
Dash away all!"  
As dry leaves that before the wild  
hurricane fly,  
When they meet with an obsta-  
cle, mount to the sky.

So up to the house-top the  
coursers they flew,  
With the  
sleigh full  
of Toys,  
and  
St  
Nicholas  
too.  
And then, in a



( continued on next page)



## PEACE & JOY

Peace and joy, health and happiness...  
may all things that embrace the spirit of Christmas  
be yours to experience and share with those you love.



Dover  
Apothecary

"A Different Kind of Drugstore"  
328 Main St., Port Dover 519.583.3784



( continued from previous page) twinkling, I heard on the roof  
 The prancing and pawing of each little hoof.  
 As I drew in my head, and was turning around,  
 Down the chimney St Nicholas came with a bound.  
 He was dressed all in fur, from his head to his foot,  
 And his clothes were all tarnished with ashes and soot.  
 A bundle of Toys he had flung on his back,  
 And he looked like a peddler, just opening his pack.  
 His eyes-how they twinkled! his dimples how merry!  
 His cheeks were like roses, his nose like a cherry!  
 His droll little mouth was drawn up like a bow,  
 And the beard of his chin was as white as the snow.  
 The stump of a pipe he held tight in his teeth,

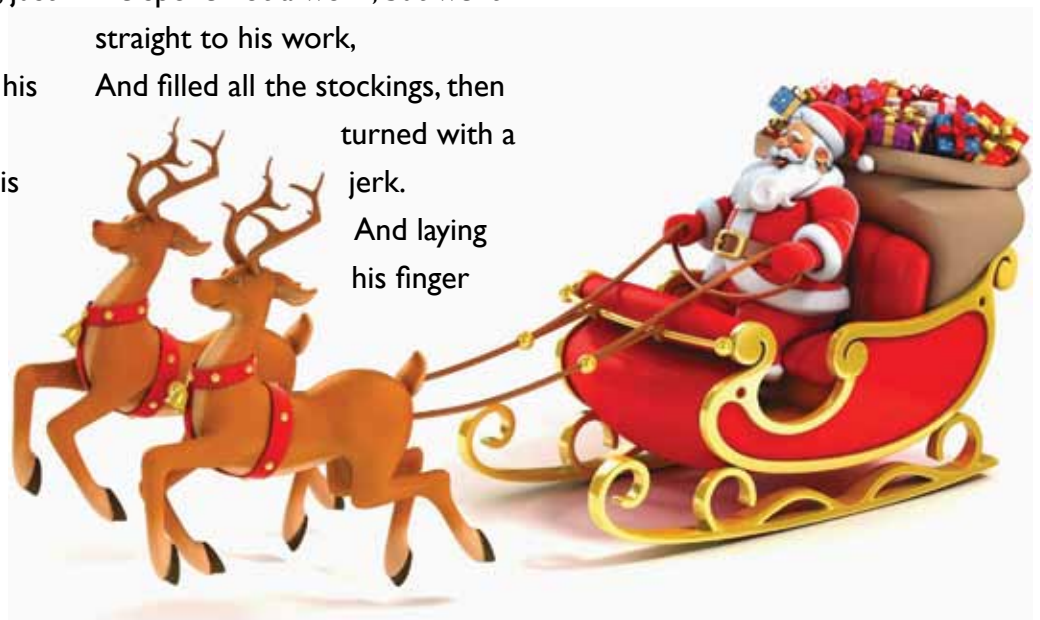
And the smoke it encircled his head like a wreath.  
 He had a broad face and a little round belly,  
 That shook when he laughed, like a bowlful of jelly!  
 He was chubby and plump, a right jolly old elf,  
 And I laughed when I saw him, in spite of myself!  
 A wink of his eye and a twist of his head,  
 Soon gave me to know I had nothing to dread.  
 He spoke not a word, but went straight to his work,  
 And filled all the stockings, then

aside of his nose,  
 And giving a nod, up the chimney he rose!

He sprang to his sleigh, to his team gave a whistle,  
 And away they all flew like the down of a thistle.  
 But I heard him exclaim, 'ere he drove out of sight,



*“Happy Christmas to all, and to all a good-night!”*



turned with a jerk.  
 And laying his finger



**Mississaugas of the New Credit First Nation**  
**Chief, Council, and Staff**

*Best wishes for a happy, healthy  
 and safe holiday season*

**www.newcreditfirstnation.com**  
**905.768.1133**





*'Tis the season  
for giving...*

**Drop in to Route 54,  
we're here for you along the way,  
with gifts,  
gift certificates,  
gas and groceries**



1086 Hwy 54, Ohsweken, ON 519.754.1723 Mon. - Frid. 5:30 am -11 pm / Sat. - Sun. 6 am - 11 pm



# Santa Icky's Workshop



*Toys for girls & boys*



**Icky's  
TOBACCONIST  
& VARIETY**

**SHOP**  
SIX NATIONS  
NO TAX EVER

741 Second Line Road, Hagersville ON • 519-445-1135  
Mon. - Fri. 8 am - 10 pm / Sat. - Sun. 8 am - 10 pm [www.ickysvariety.com](http://www.ickysvariety.com)

Visa  
MC  
Debit

